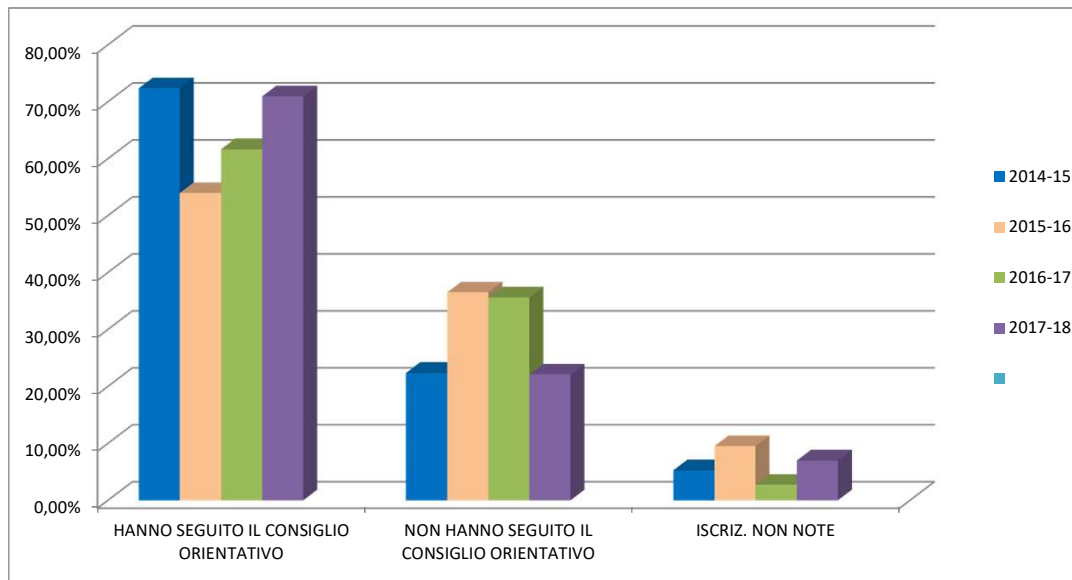
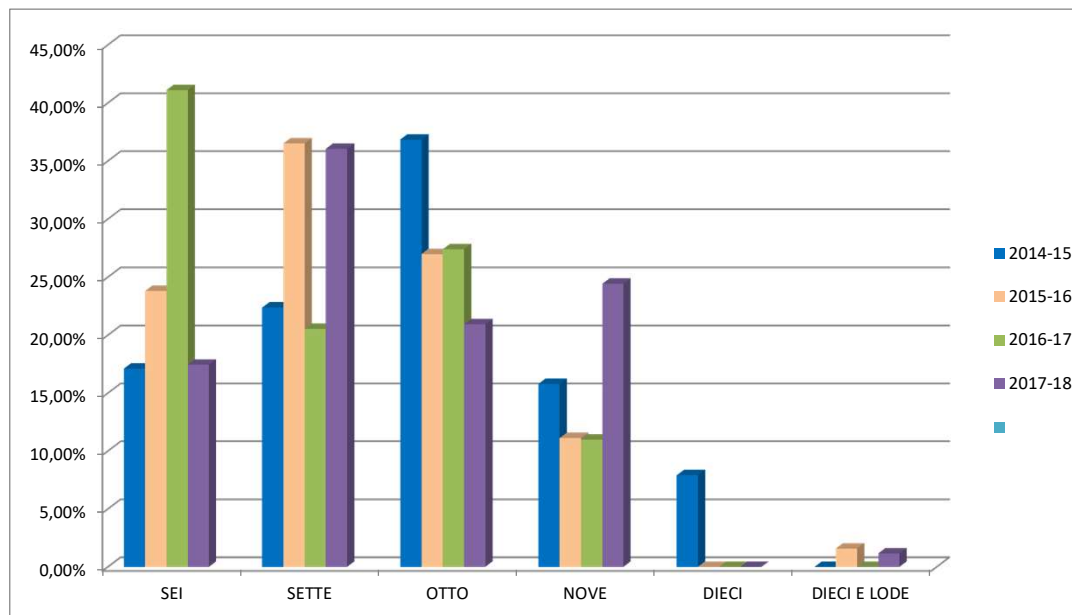


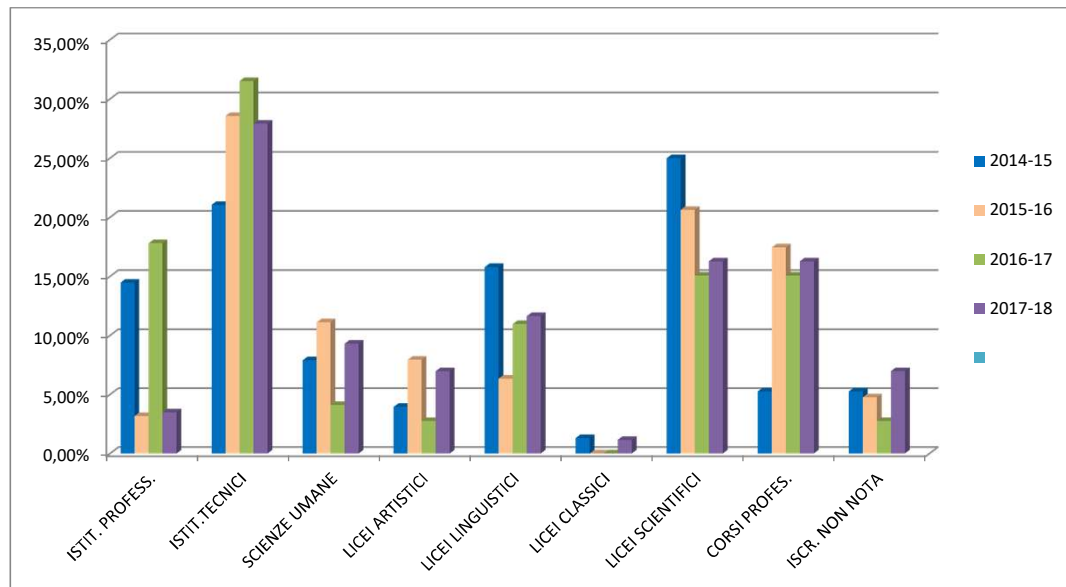
CORRISPONDENZA CON IL CONS. ORIENT.	2014-15	2015-16	2016-17	2017-18	media
HANNO SEGUITO IL CONSIGLIO ORIENTATIVO	72,37%	53,97%	61,64%	70,93%	64,73%
NON HANNO SEGUITO IL CONSIGLIO ORIENTATIVO	22,37%	36,51%	35,62%	22,09%	29,15%
ISCRIZ. NON NOTE	5,26%	9,52%	2,74%	6,98%	6,13%



ESITO ESAMI TERZA MEDIA	2014-15	2015-16	2016-17	2017-18	media
SEI	17,11%	23,81%	41,10%	17,44%	24,86%
SETTE	22,37%	36,51%	20,55%	36,05%	28,87%
OTTO	36,84%	26,98%	27,40%	20,93%	28,04%
NOVE	15,79%	11,11%	10,96%	24,42%	15,57%
DIECI	7,89%	0,00%	0,00%	0,00%	1,97%
DIECI E LODE	0,00%	1,59%	0,00%	1,16%	0,69%



ISCRIZIONI PRIMA SUPERIORE	2014-15	2015-16	2016-17	2017-18	media
ISTIT. PROFESS.	14,47%	3,17%	17,81%	3,49%	9,74%
ISTIT. TECNICI	21,05%	28,57%	31,51%	27,91%	27,26%
SCIENZE UMANE	7,89%	11,11%	4,11%	9,30%	8,10%
LICEI ARTISTICI	3,95%	7,94%	2,74%	6,98%	5,40%
LICEI LINGUISTICI	15,79%	6,35%	10,96%	11,63%	11,18%
LICEI CLASSICI	1,32%	0,00%	0,00%	1,16%	0,62%
LICEI SCIENTIFICI	25,00%	20,63%	15,07%	16,28%	19,25%
CORSI PROFES.	5,26%	17,46%	15,07%	16,28%	13,52%
ISCR. NON NOTA	5,26%	4,76%	2,74%	6,98%	4,94%



ESITO PRIMA SUPERIORE	2014-15	2015-16	2016-17	2017-18	media
PROMOSSI	52,63%	66,67%	61,64%	60,47%	60,35%
PROM. CON CORSI	13,16%	7,94%	17,81%	16,28%	13,80%
BOCCIATI	14,47%	14,29%	12,33%	16,28%	14,34%
RISUL. NON PERV.	13,16%	4,76%	1,37%	0,00%	4,82%
RITIRATI	0,00%	0,00%	0,00%	0,00%	0,00%
TRASFERITI	1,32%	1,59%	2,74%	0,00%	1,41%
NON HA FREQ.	0,00%	0,00%	1,37%	0,00%	0,34%
ISCR. NON NOTA	5,26%	4,76%	2,74%	6,98%	4,94%

